



COAXIAL CABLES FOR CCTV APPLICATION



ABOUT EZOCABLE

APPLICATION

This coaxial cable is specially designed for CCTV application. We have used our experience and advanced automated production techniques to develop a full line of CCTV cables that deliver premium performance and the highest quality CCTV reception at exceptional pricing.

CABLE FOR OPTIMUM CCTV SYSTEM PERFORMANCE

Today's CCTV systems are more complex and sensitive than ever. Using the proper type and quality of CCTV cable is a critical element of a properly operating system. Quality cable has always been essential in delivering quality picture reception for CCTV system. EZO Cable now offers CCTV cables to meet the highest performance standards and safety ratings.

CHOOSING THE CORRECT CABLE

A variety of factors go into the design and construction of coaxial cables used for CCTV purposes.

SOLID COPPER CENTER CONDUCTORS

CCTV video signals can range from a frequency of 2 Mhz or lower (horizontal and vertical sync pulse information) to frequency of 450 Mhz or higher (video information). Since systems operate at frequencies of 2 to 4 Mhz, coaxial cables with solid copper center conductors must be used. At these low frequencies, the RF signal is carried closer to the center of the conductor, a phenomenon called '*skin effect*'. If a copper covered steel center conductor is used, the low frequency RF signal would be running through the steel which would result in much greater attenuation (loss) on the signal causing problems on long cable runs. Because of skin effect, solid copper center conductors should always be used with CCTV security system

FOAMED DIELECTRICS

The dielectric materials used in coaxial cable can be solid or foamed. However, foamed dielectric is recommended because it has a lower dielectric constant which results in lower attenuation (loss) and lower Capacitance. These properties are critical and greatly affect the quality of the transmitted CCTV video signal.

COPPER-BRAID SHIELDING

Shielding on coaxial cable can be made of various constructions such as copper braid, aluminum foil with tinned copper braid, or aluminum foil with aluminum braid. At low frequencies, copper braid shields are normally used. Most security industry experts and CCTV equipment manufacturers recommend using copper braids or tinned copper, which is used with aluminum foil. Both will provide low DCR (direct current resistance), enabling proper system performance with a low resistive return through the braid wire. Foil and tinned copper shielding should be considered in areas where high external RF interference is expected.



EZO
C A B L E

Approved & Certified :

  **ISO9001**

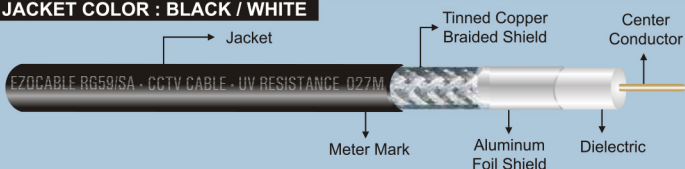
COAXIAL CABLES FOR CCTV APPLICATION

M - CCTV CABLE - UV Resistance 115m

UV RESISTANCE 285m


PRODUCT TYPE

JACKET COLOR : BLACK / WHITE



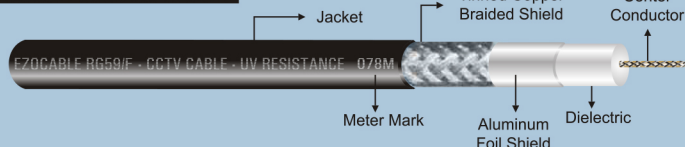
RG59/SA - For CCTV Signal mid range Transmission

JACKET COLOR : WHITE



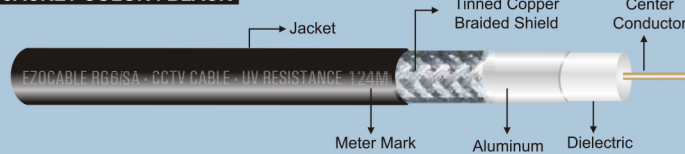
RG59/2PA - For CCTV Signal mid range Transmission with 2 Pair Cable. Suitable for Speed dome Installation

JACKET COLOR : BLACK



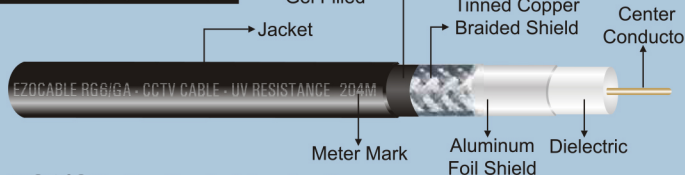
RG59/F - CCTV Equipment Inter Connection Application

JACKET COLOR : BLACK



RG6/SA - For CCTV Signal long range Transmission

JACKET COLOR : BLACK




RG6/GA- For Burried Application

JACKET COLOR : BLACK



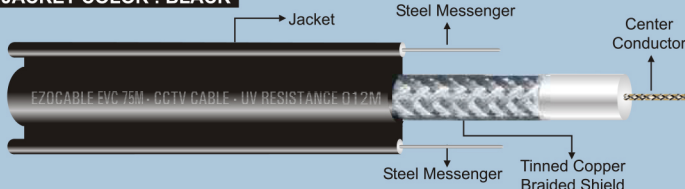
RG6/MA - CCTV Cable for aerial installation application

JACKET COLOR : BLACK



RG6/1PF - CCTV Signal for long range transmission with 1 pair cable. Suitable for speed dome or digital pan / tilt camera

JACKET COLOR : BLACK



EVC 75M - CCTV Cable for lift or elevator application

MATERIALS

Conductor : Bare Copper

Insulation : Gas Expanded Foam Polyethylene Dielectric

Shielding : Aluminum Foil + Al braid

Jacket : Polyvinyl Chloride - UV Resistance

Physical Dimension (mm)	RG59/F	RG59	RG6	RG6/M	EVC 75M
Conductor	7/0.25	0.643	1.02	1.02	60/0.1
Shielding	16/4/0.12	16/4/0.12	16/4/0.16	10/4/0.6	128/0.1
Insulation Dielectric	3.71		4.57		3.71
Jacket	6.00	6.1	6.9		120x0.7
Steel Messenger	N/A	N/A	N/A	1.30	2x19x02

Mechanical Characteristics (Kgf)

Minimum Breaking Strength of Messenger	N/A	N/A	N/A	82 Kgf	82 Kgf
--	-----	-----	-----	--------	--------

Electrical Characteristics

Capacitance (nF/Km)	53	53	53	53	53
Impedance (Ohm)	75 ± 3	75 ± 3	75 ± 3	75 ± 3	75 ± 3
Velocity ratio or propagation (%)	85	85	85	85	85

ATTENUATION TEST


Attenuation increases with increasing temperature and decreases with decreasing temperature at the rate of 0.18%/deg C. DC resistance at the rate 0.393%/deg c.

Frequency (MHz)	Attenuation (max dB/100m)(20°C)		
	RG59	RG6	EVC 75M
1	2	1	2
5	2.82	1.9	2.82
10	3.6	2.3	3.6
100	11	6.9	11
250	13.45	10.82	13.45
350	15.75	12.63	15.75
400	16.79	13.61	16.79
500	18.70	15.09	18.70
600	20.34	16.73	20.34
750	22.87	18.54	22.87
1000	26.64	21.49	26.64

Note :

- RG58 is an antenna Cable, and should never be used in CCTV application.
- RG59 or RG6 with cooper covered steel (CCS) center conductor are designed for MATV Application, therefore are not recommended for CCTV Application

PRODUCT PACKING



EZO
C A B L E